

US-IMGs Completing Training in New York, 1998-2005

*AAMC Third Annual Physician Workforce Research Conference
Hyatt Regency
May 4, 2007
Bethesda, MD*

*Gaetano Forte
gjf01@health.state.ny.us
Center for Health Workforce Studies
University at Albany
chws.albany.edu*

Overview of Presentation



- Introduction
- Prior Research
- Data
- Findings
- Summary
- Next Steps

Center for Health Workforce Studies School of Public Health at U Albany

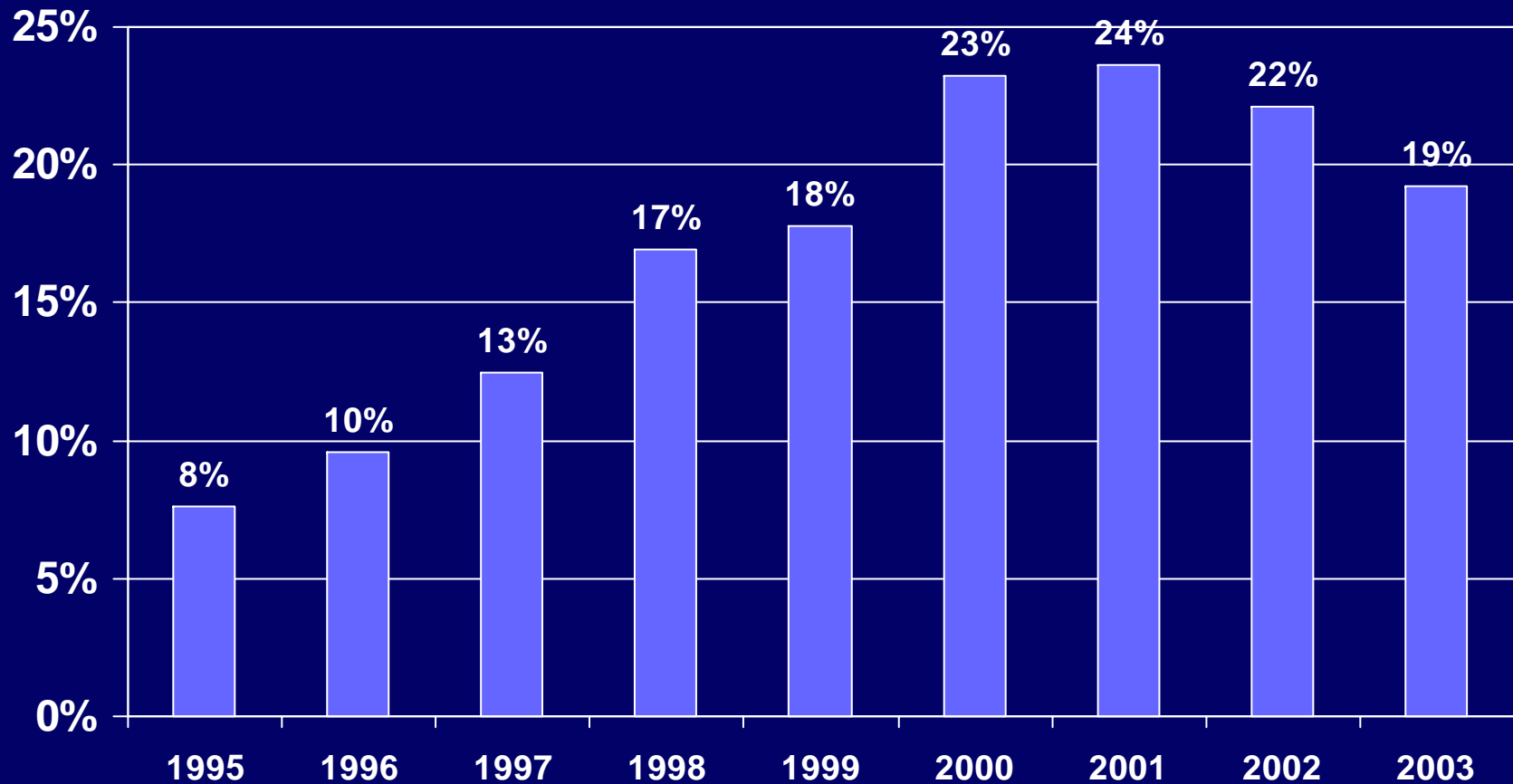
- Conducts studies of the supply, demand, use, and education of the health workforce
- Committed to collecting and analyzing data to understand workforce dynamics and trends
- Goal is to inform public policies, the health and education sectors, and the public

Introduction

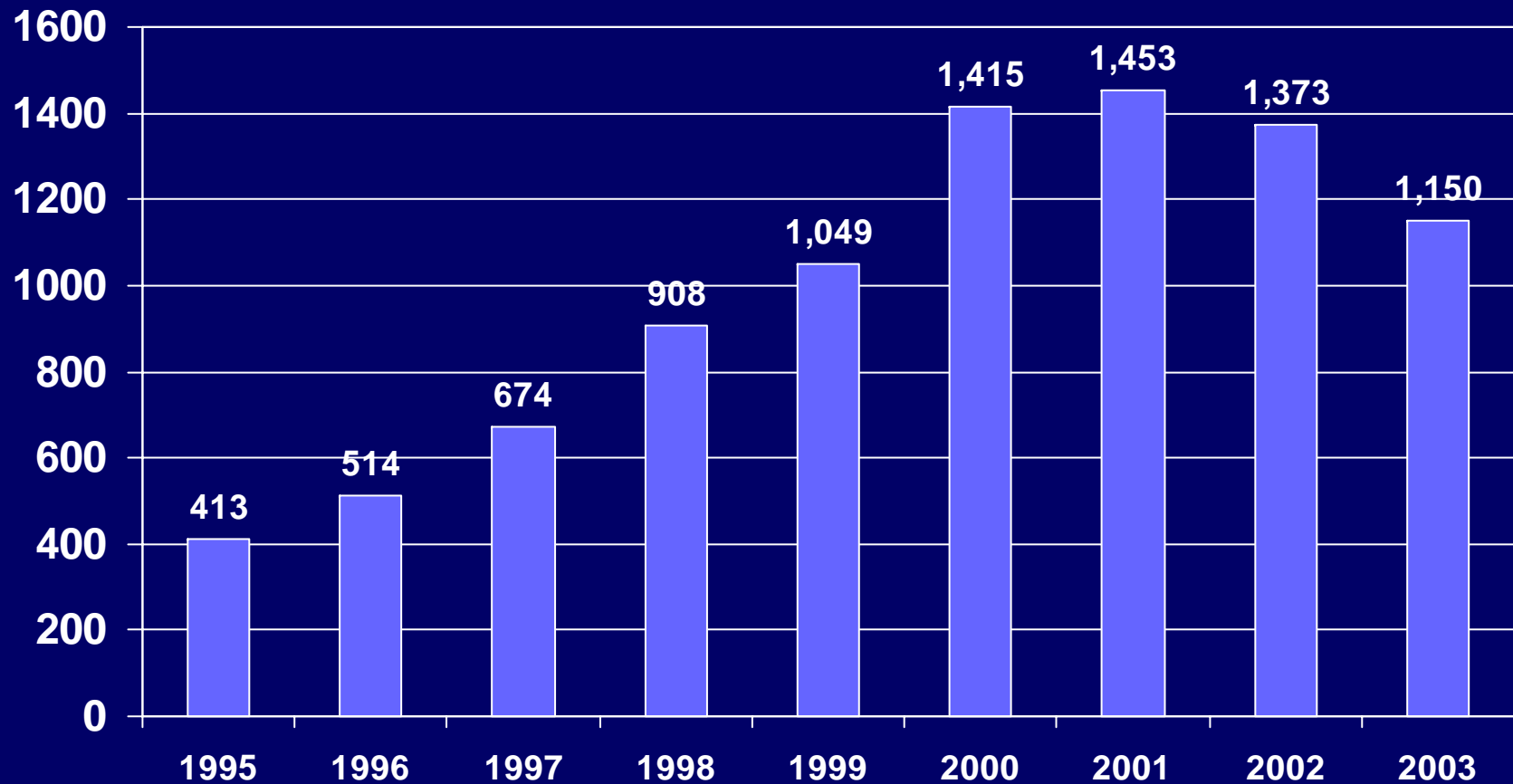


- Physician supply concerns
 - Physician production
 - Sources of new physicians
- Aging of the workforce
- Aging of the population

Percentage of IMGs Entering Residency who are US Citizens, 1995-2003



US-IMGs Entering Residency in US, 1995-2003



Source: Boulet et al, 2006.

Prior Research on US-IMGs

- US-IMGs outperform other IMGs on the USMLE
- US-IMGs more persistent in taking the USMLE than other IMGs
- US-IMGs have higher ECFMG certification rates than other IMGs
- US-IMGs are more likely to practice in primary care specialties

Data



- Primary Source: NY resident exit survey
- Annual survey of last year residents and fellows between 1998 and 2003; biennial since 2005
- To date: 20,836 of 32,158 exiters have completed the survey (65% response rate)
- Includes items on demographics, education and training history, and job search experience

Job Market Experience Items on NY Resident Exit Survey

- Difficulty finding a satisfactory practice position
- Having to change plans due to limited practice opportunities
- Number of job offers
- Views of regional job market
- Views of national job market
- Starting income

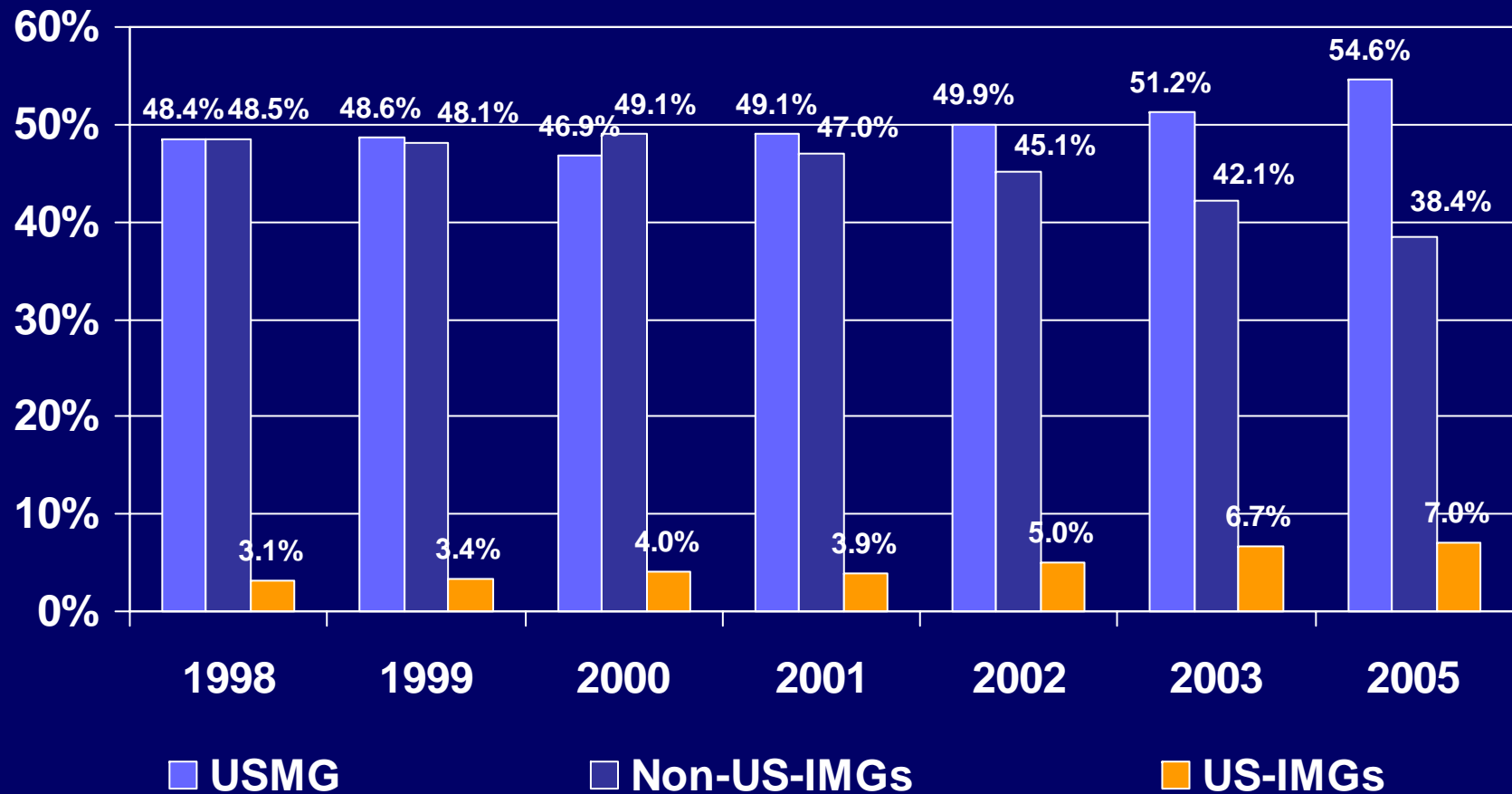
Methods



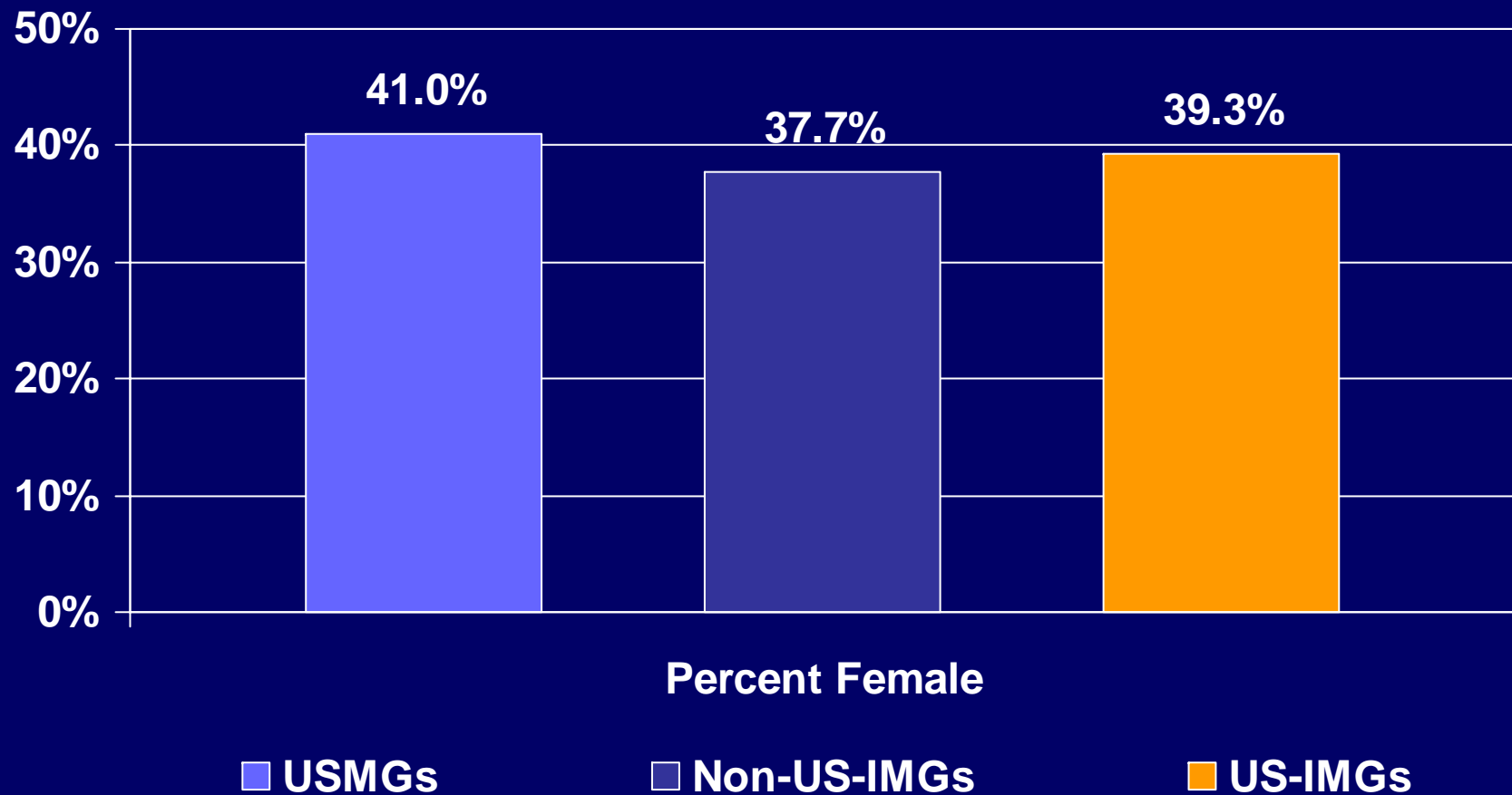
- Descriptive

- Comparison of USMGs, US-IMGs, and Non-US-IMGs
- Demographics
- Job market assessment and experiences

Physicians Completing Training in NY, 1998-2005



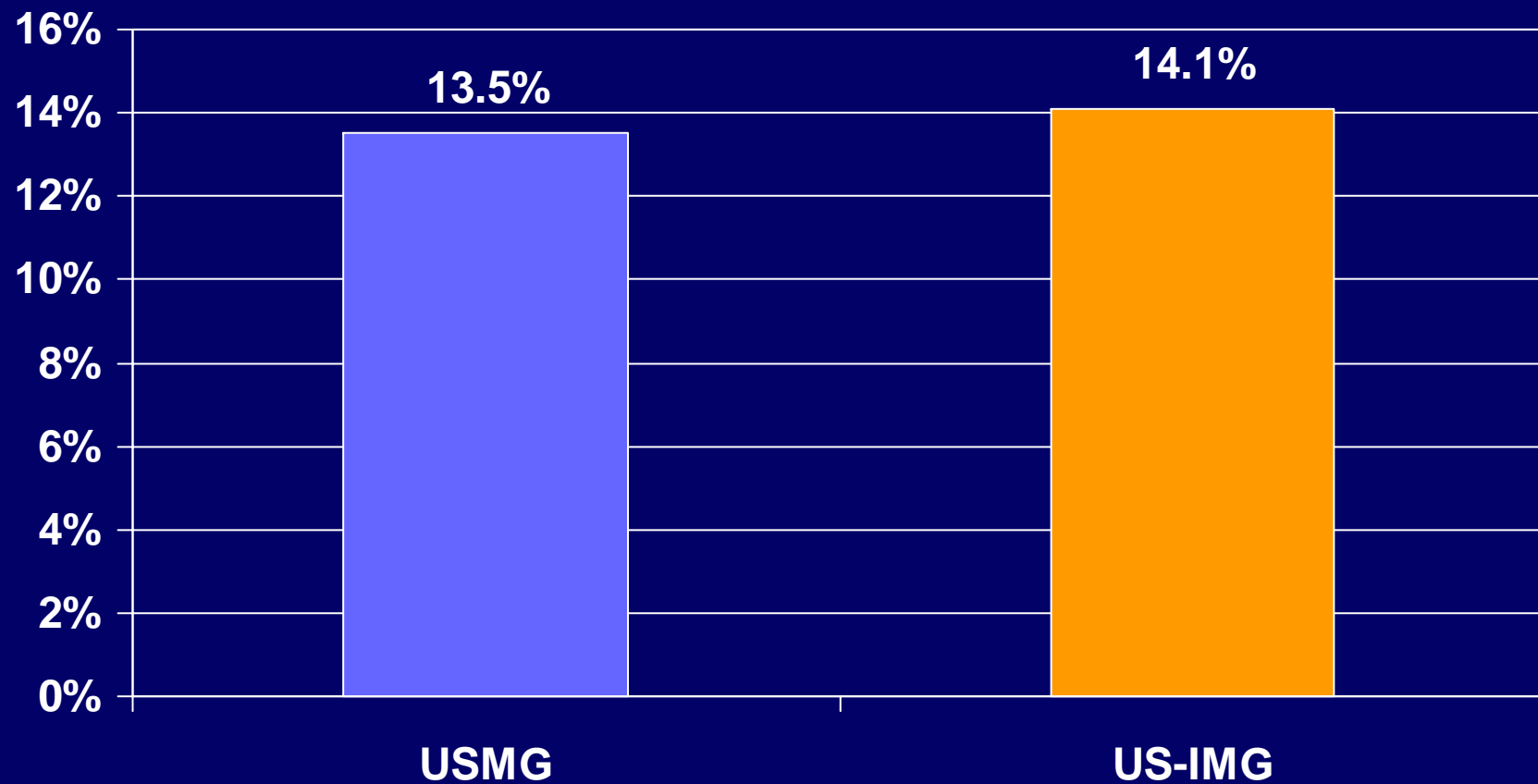
Percentage of Women among Physicians Completing Training in NY, 1998-2005



Median Age of Physicians Completing Training in NY, 1998-2005

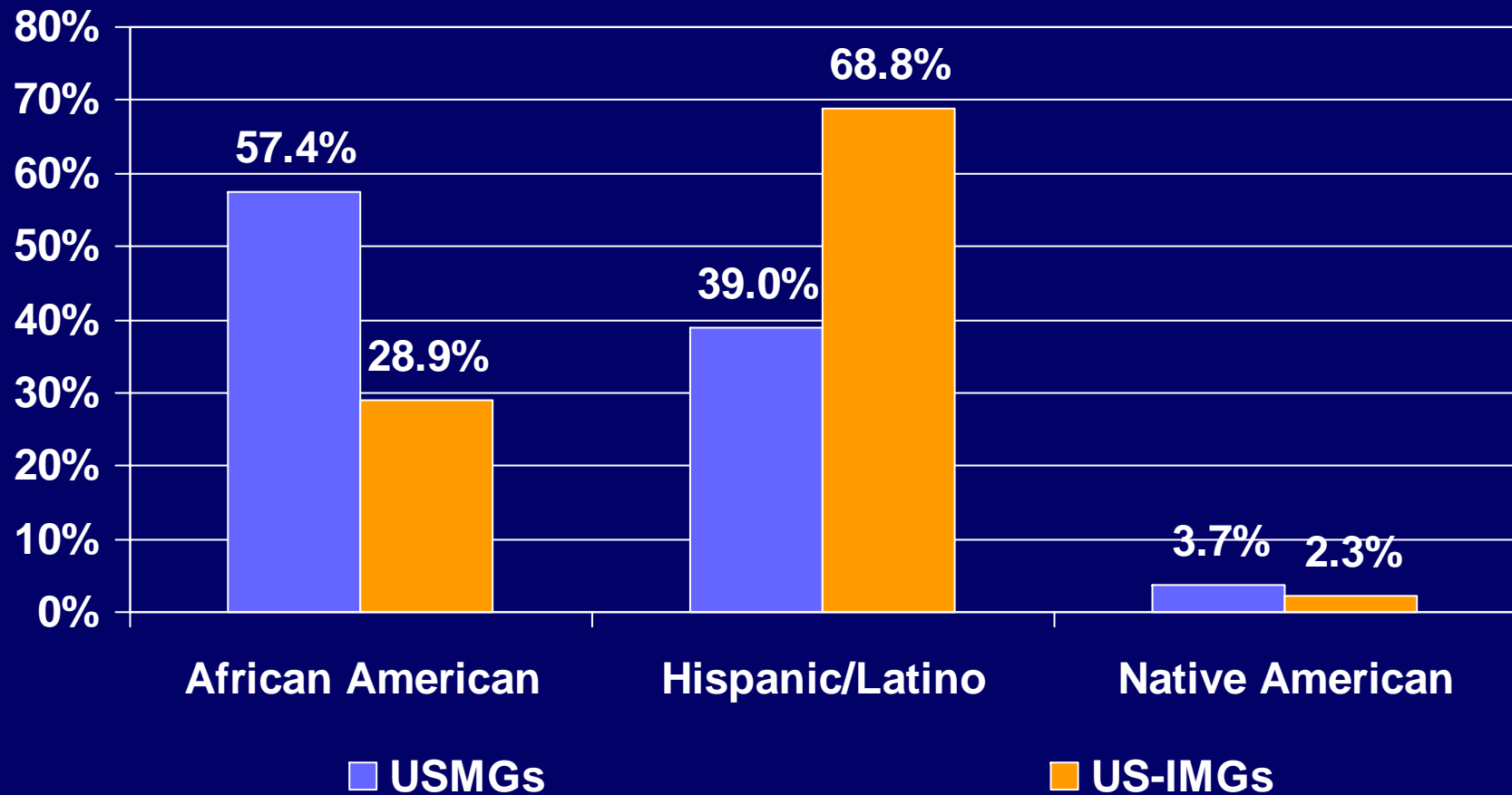
	Median Age
USMG	31 years
Non-US-IMGs	34 years
US-IMGs	32 years

Percentage of Physicians Completing Training in NY who are URM, 1998-2005



URMs include African Americans, Hispanic/Latinos, and Native Americans.

Ethnicity of USMG and US-IMG URM_s Completing Training in NY, 1998-2005



URMs include African Americans, Hispanic/Latinos, and Native Americans.

Median Educational Debt of Physicians Completing Training in NY, 2000-2005

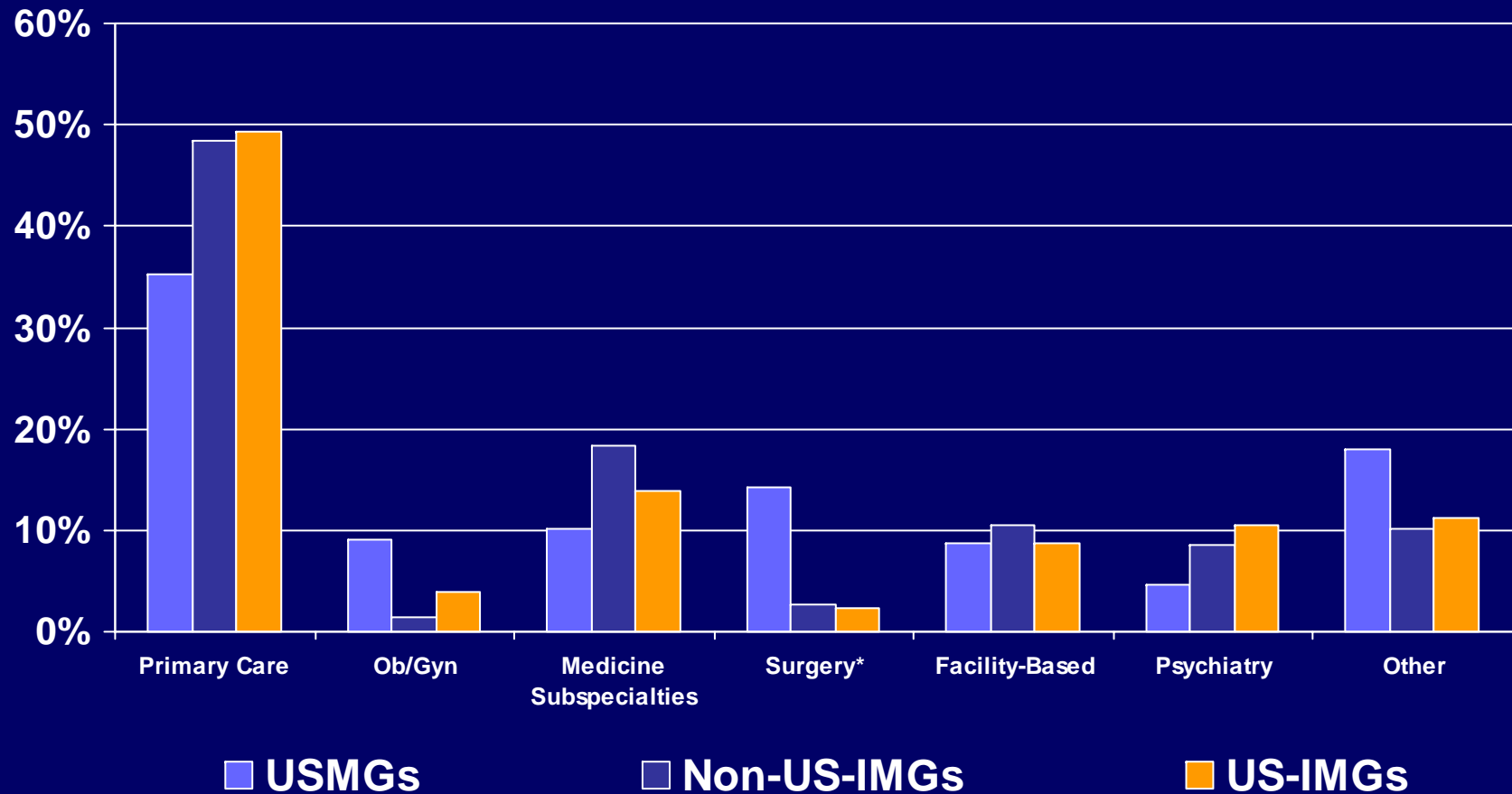
	2000	2001	2002	2003	2005
USMGs	\$72,200	\$81,300	\$82,400	\$91,650	\$99,100
Non-US-IMGs	\$0	\$0	\$0	\$0	\$0
US-IMGs	\$46,500	\$53,500	\$51,400	\$63,050	\$94,000

Subspecialization Rate Among Physicians Completing Training in NY, 1998-2005

Subspecialization Rate

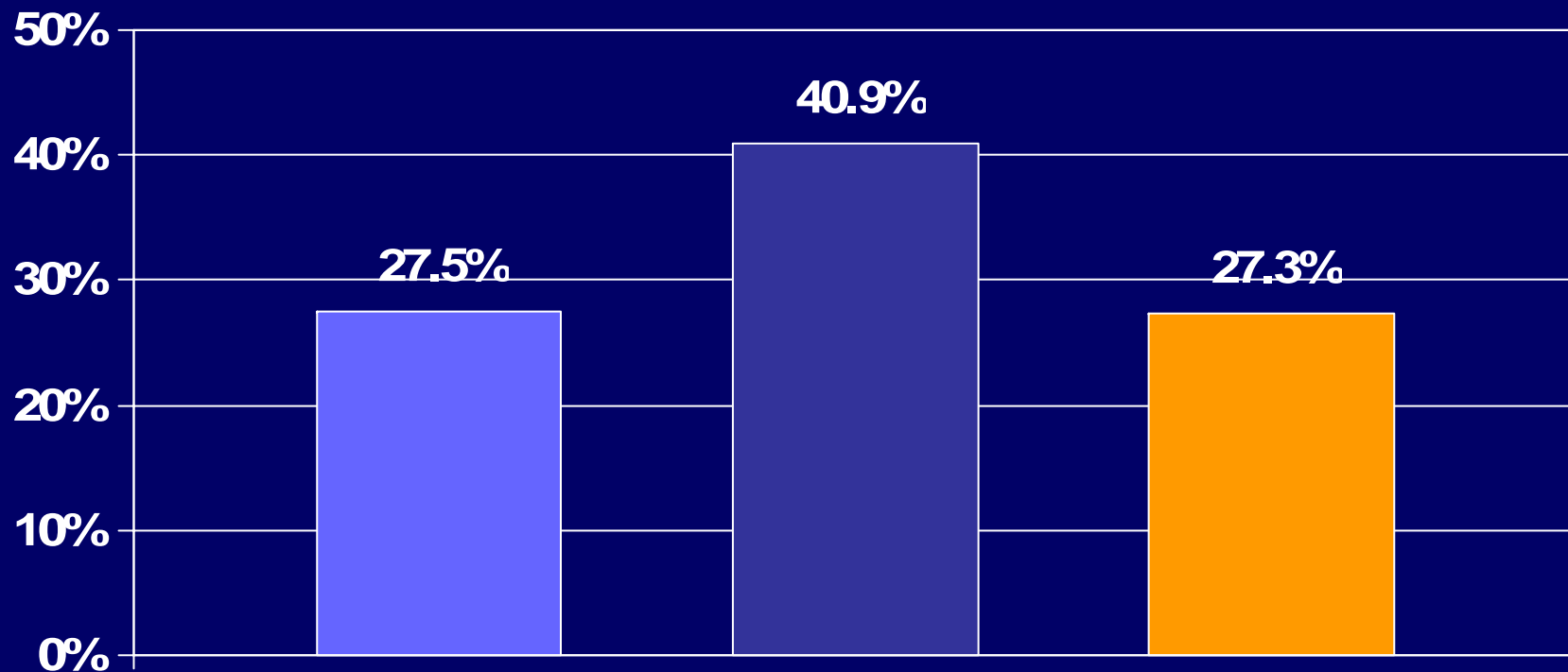
USMGs	33.2%
Non-US-IMGs	36.2%
US-IMGs	32.3%

Practice Specialty of Physicians Completing Training in NY, 1998-2005



* Surgery includes General Surgery and Surgical Subspecialties.

Difficulty Finding a Satisfactory Practice Position among Physicians Completing Training* in NY, 1998-2005



Percent Reporting Difficulty Finding a Satisfactory Practice Position

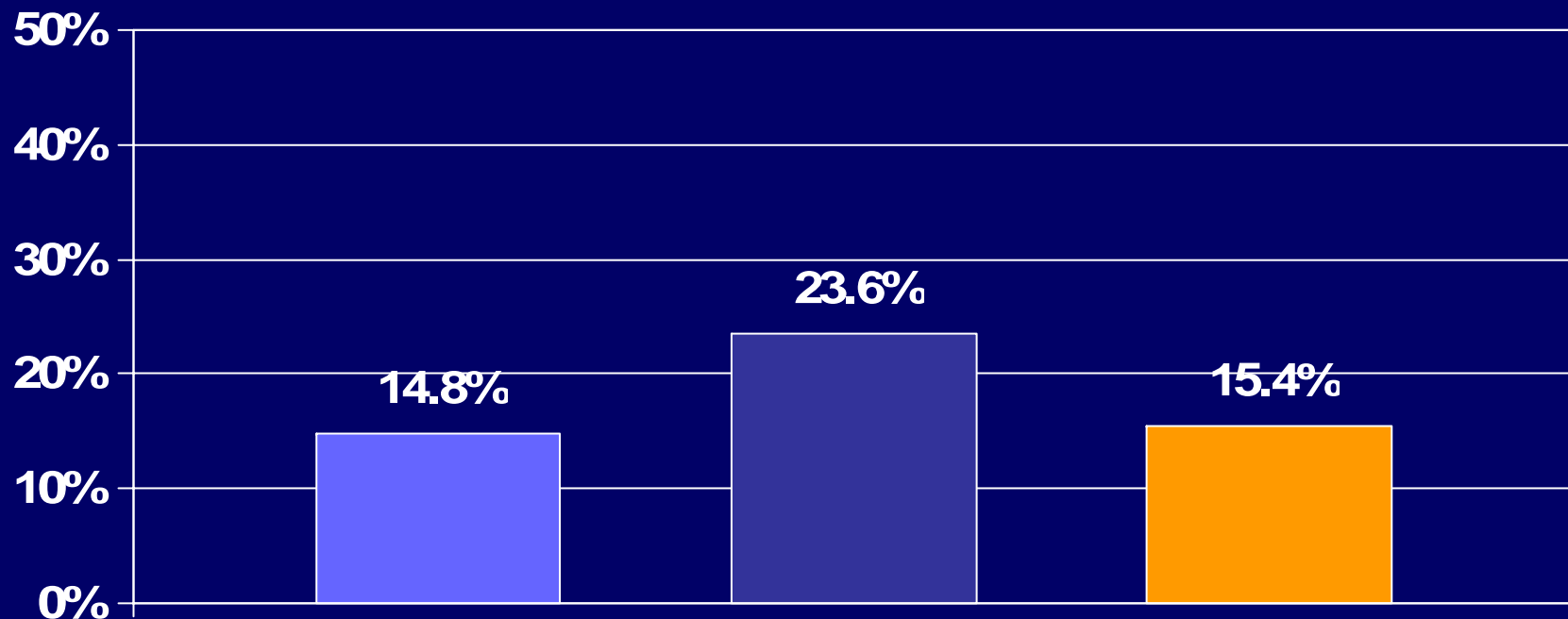
■ USMGs

■ Non-US-IMGs

■ US-IMGs

* Among those who have searched for a practice position. Excludes physicians on Temporary and Exchange Visas.

Forced to Change Plans Due to Difficulty Finding a Satisfactory Practice Position among Physicians Completing Training* in NY, 1998-2005



Percent Reporting Having to Change Plans due to Difficulty Finding a Satisfactory Practice Position

■ USMGs

■ Non-US-IMGs

■ US-IMGs

** Among those who have searched for a practice position. Excludes physicians on Temporary and Exchange Visas.*

Median Job Offers among Physicians Completing Training* in NY, 1998-2005

Median Job Offers

USMG	3
Non-US-IMGs	3
US-IMGs	3

Job Market Assessment among Physicians Completing Training* in NY, 1998-2005

Local Job Market in Specialty

Mean Score (Scale of -2 to +2)

USMG	0.84
Non-US-IMGs	0.60
US-IMGs	0.78

National Job Market in Specialty

Mean Score (Scale of -2 to +2)

USMG	1.51
Non-US-IMGs	1.37
US-IMGs	1.50

Starting Salary among Physicians Completing Training* in NY, 1998-2005

	Median Starting Salary
USMG	134,000
Non-US-IMGs	125,700
US-IMGs	124,550

Summary



US-IMGs who complete residency/fellowship training in NY:

- A growing group
- Hybrid of USMGs and non-US-IMGs
 - Race/Ethnicity
 - Educational debt
 - Specialty choices
 - Job market experiences

Next Steps



- Initial practice position characteristics (location, urban/rural, shortage area, etc.)
- Examination of US-IMG practice patterns later in career