

An Analysis of Nurse Practitioners Using Mandatory Data Collection

Presented by: Robert Martiniano, DrPH, MPA
Senior Program Manager
Center for Health Workforce Studies
School of Public Health | University at Albany, SUNY
rmartiniano@albany.edu

13th Annual AAMC Health Workforce Research Conference

Working Together for Health:
Aligning the Health Workforce with Population Needs

May 4 – 5, 2017



The Center for Health Workforce Studies at the University at Albany, SUNY

- Established in 1996
- A center of the UAlbany School of Public Health
- Committed to collecting and analyzing data to understand workforce dynamics and trends
- Goal to inform public policies, the health and education sectors and the public
- Broad array of funders in support of health workforce research

Survey Background

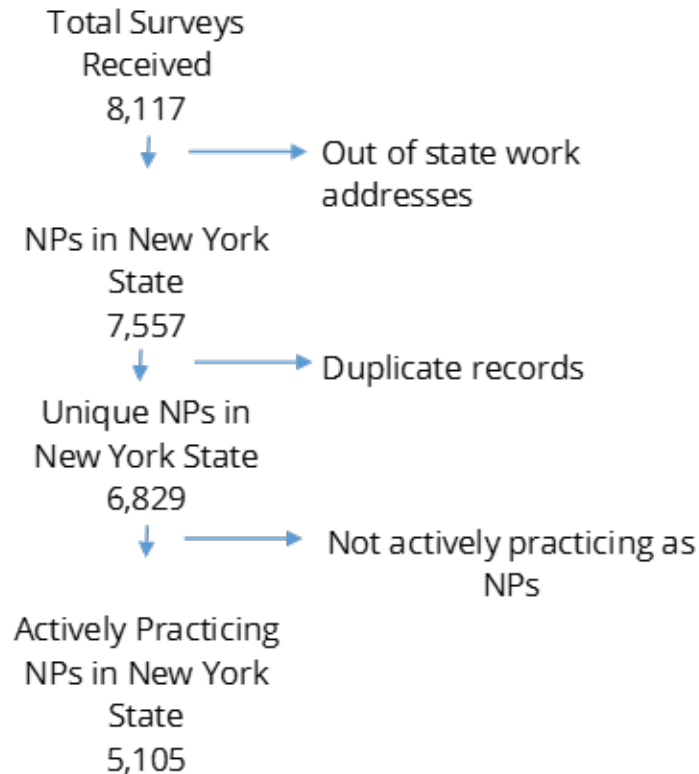
- Effective January 1, 2015, all Nurse Practitioners (NPs) in New York were required by law to provide information on themselves and their practice at the time of recertification (every 3 years)
- A short survey was developed based on federal minimum data set for NPs
- Additional questions were added about relationships with collaborating physicians
- The survey was embedded in the online NP recertification materials
- Data collection began on September 1, 2015

Data Collection

- Starting in January 2016, survey data were downloaded every 3 months
- Data for the study were collected between September 1, 2015 and December 31, 2016
- NPs who were not actively practicing were excluded from analysis

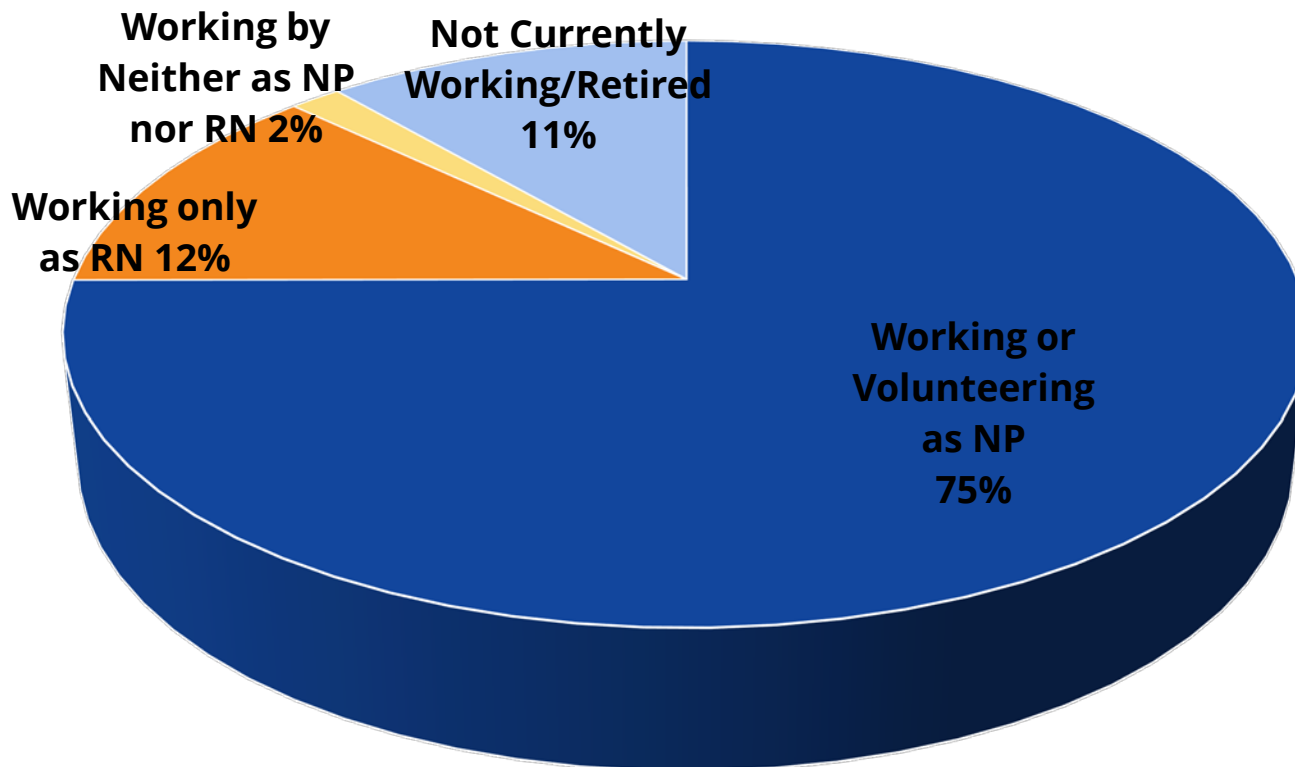
Data Collection

NP Survey Data Collection Process



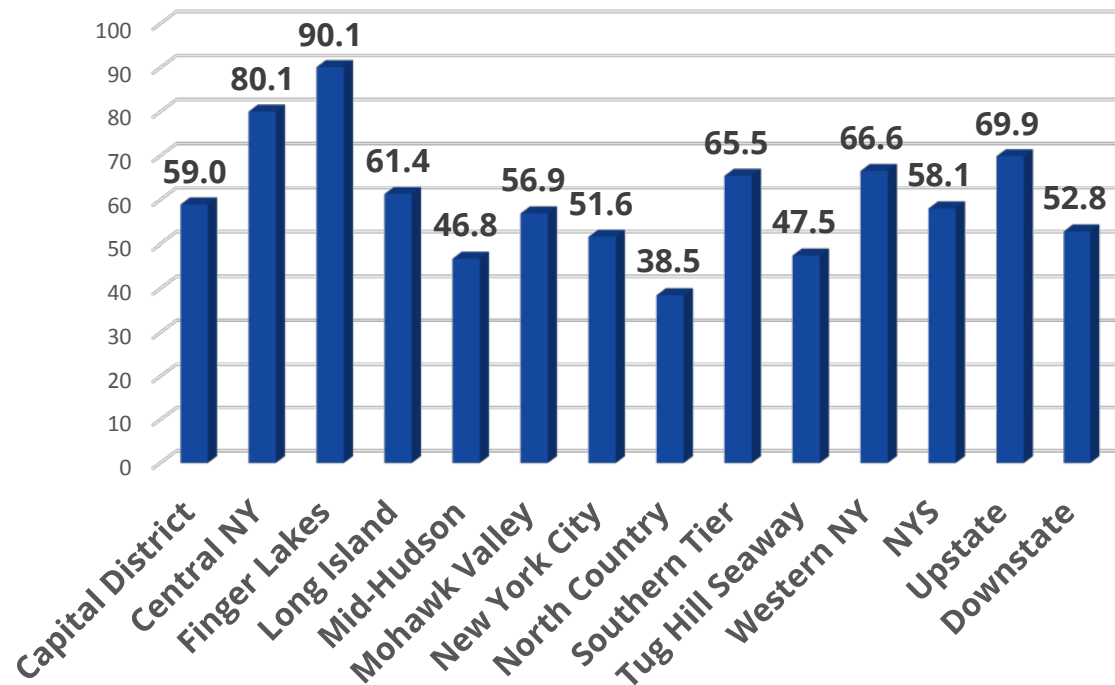
NPs Practicing in NYS

Employment Status of New York NPs, September 2015 – December 2016



NPs Practicing in NYS

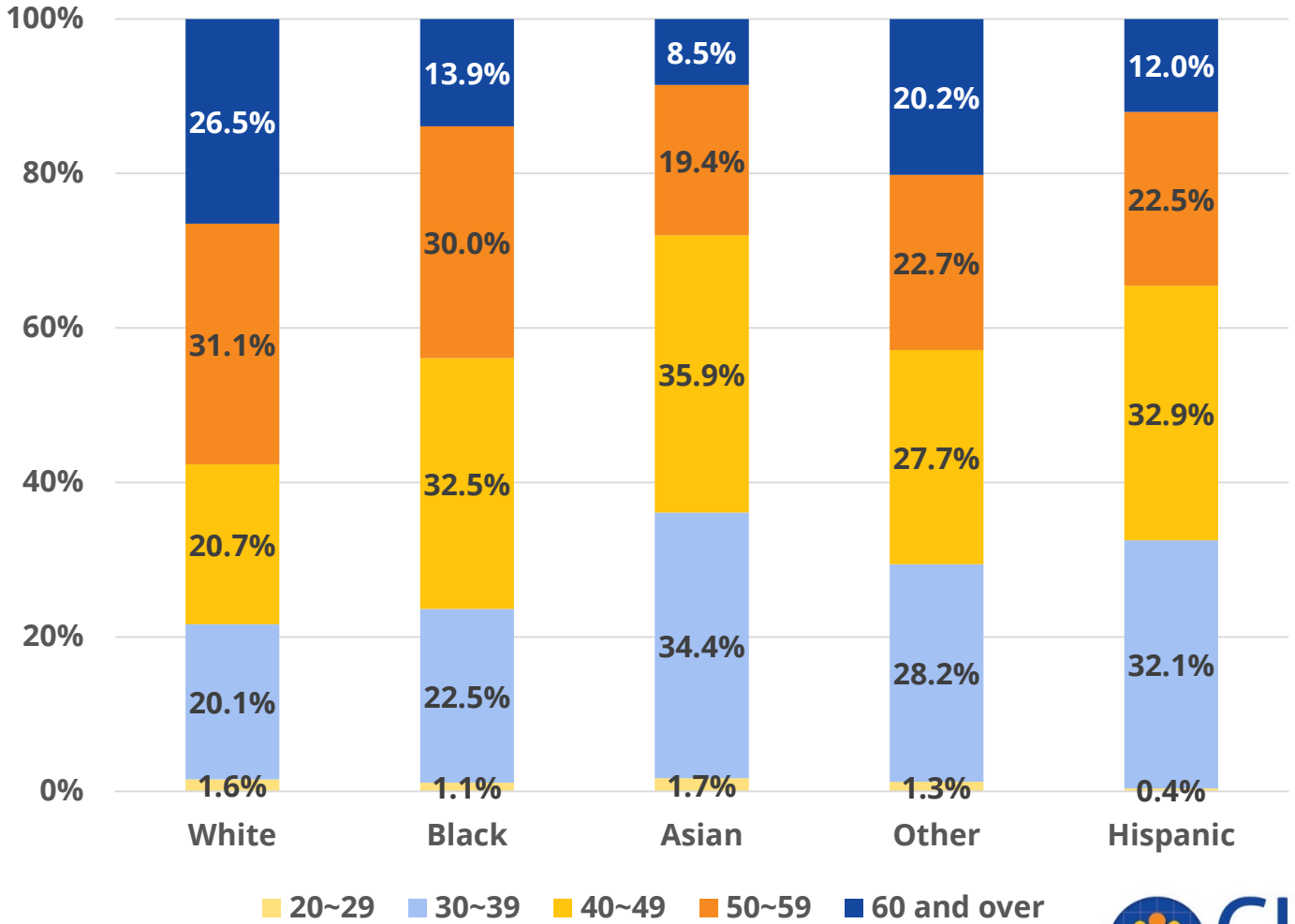
Estimate of NPs Per Capita by PHIP Region, September 2015 – December 2016, per 100,000



- Mandatory data collection gives us a better idea of where NPs are practicing

Older NPs are Less Diverse than Younger NPs

Active NPs by Race and Ethnicity and by Age (Grouped)



NPs in Primary Care

- Based on HRSA HPSA Guidelines, assessed what percentage of NPs were in primary care based on:
 - Specialty:
 - Adult Health
 - Community Health
 - Family Health
 - Obstetrics/Gynecology
 - Pediatrics
 - Women’s Health
 - Setting:
 - Free Standing Clinic/FQHCs
 - Hospital Outpatient
 - Independent NP Practice
 - Physician Practice

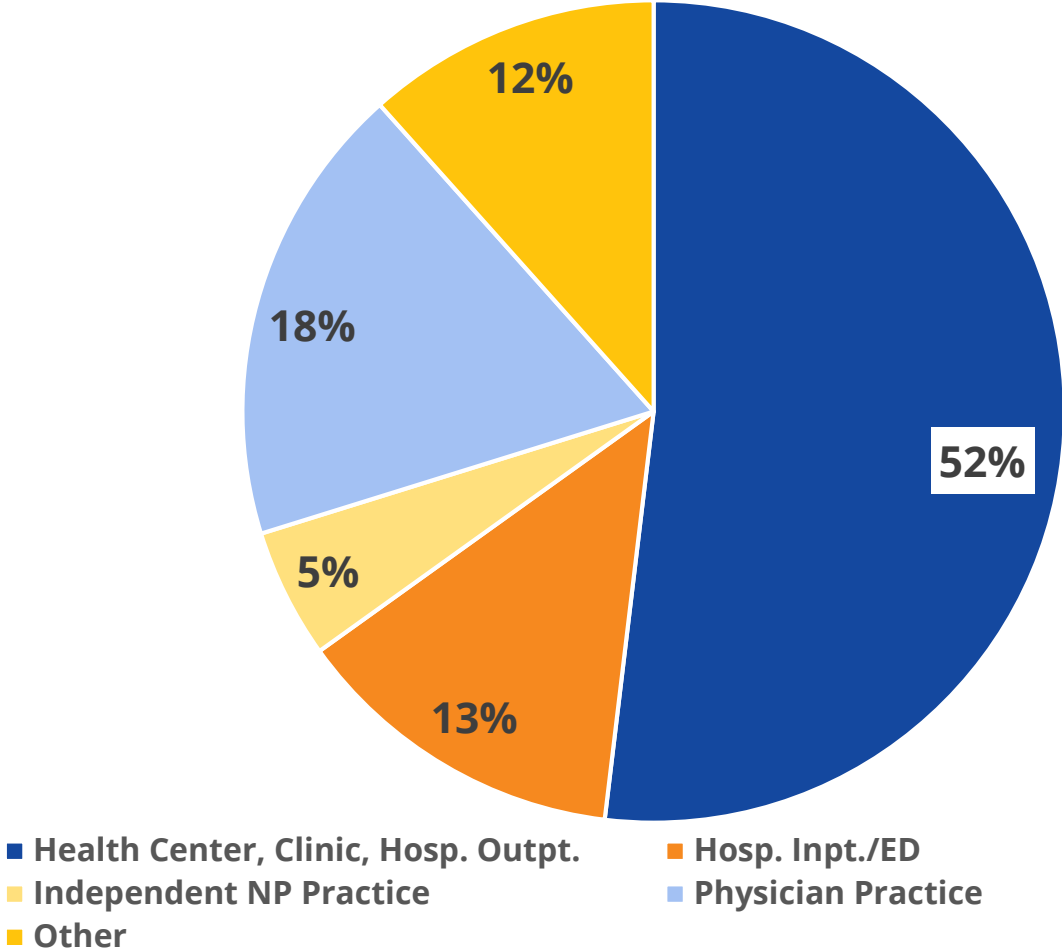
Majority of NPs are Certified in Family Health or Adult Health

Certifications Held by Active NPs

NP Certifications	Percent of NPs
Acute Care	5.4%
Adult Health	32.3%
College Health	0.2%
Community Health	0.6%
Family Health	41.7%
Gerontology	5.2%
Holistic Medicine	0.6%
Neonatology	2.0%
Obstetrics/Gynecology	2.0%
Oncology	1.2%
Palliative Care	1.0%
Pediatrics	10.5%
Perinatology	0.3%
Psychiatry	9.0%
School Health	0.3%
Women's Health	4.3%
Adds up to more than 100% since NPs can hold more than a certificate.	

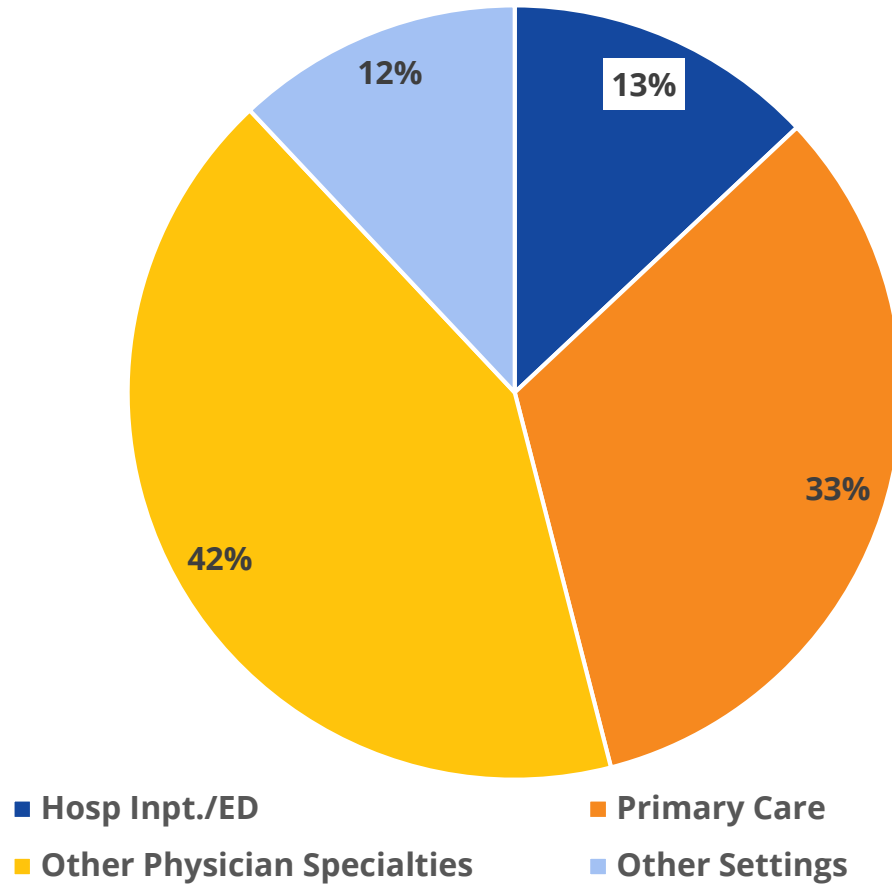
NP Practice Characteristics

Settings of NPs



NP Practice Characteristics

Where are NPs Practicing using HRSA HPSA Definitions?



Limitations

- Data for this report represents 45% of active NPs who are potentially re-certifying between September 2015 and August 2018
- Findings may not represent entire NP population
- There may be some degree of misclassification due to the self-reported nature of the data, and this may influence findings

Questions?

- For more information, please contact me at:

The Center for Health Workforce Studies
rmartiniano@albany.edu
(518) 402-0250

- Visit us on:

