

Gender Differences in Physician Income

David P. Armstrong, PhD

Center for Health Workforce Studies

School of Public Health | University at Albany, SUNY

October 26, 2020

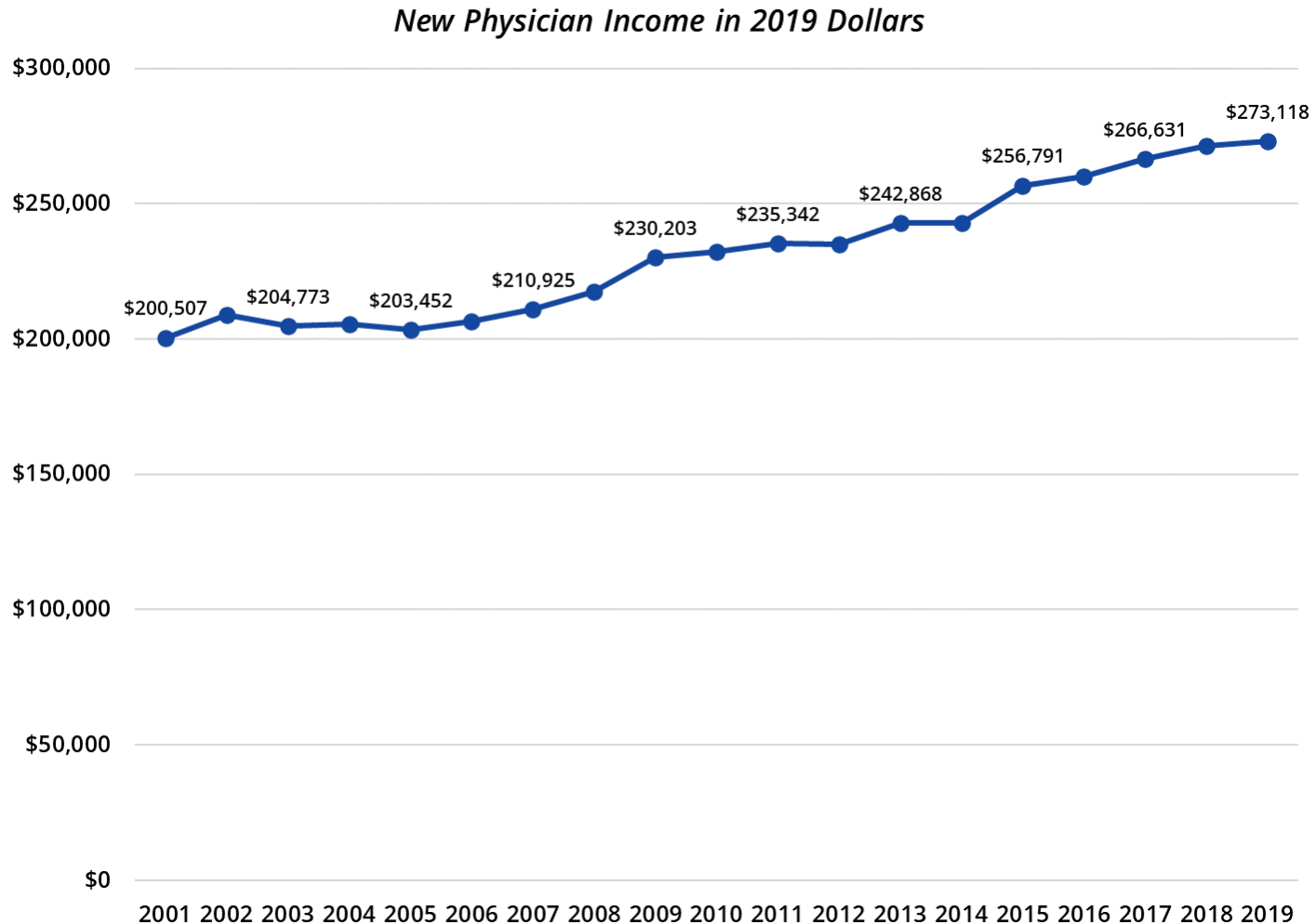
Annual Research Symposium



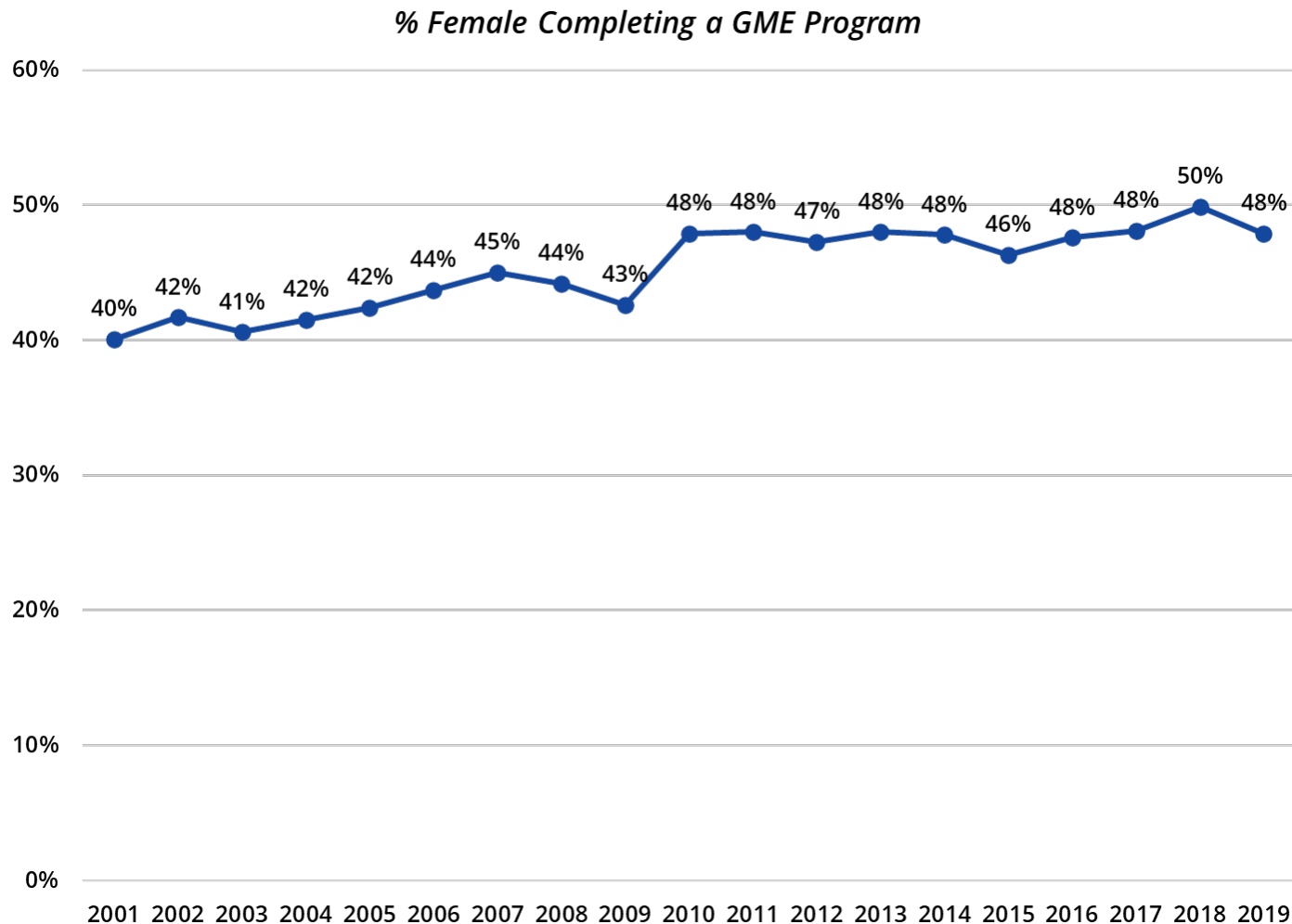
Background

- Previously it has been found that female physicians earn less than male physicians
- Are gender differences in physician income increasing or decreasing over time?
- New York Resident Exit Survey
 - Conducted annually since 1998
 - A survey of all residents and fellows completing training in New York (more than 5,000 annually)
 - Average annual response rate greater than 60%

The Income of New Physicians has Increased Over Time



The Percent of Females Completing a GME Program has Increased Over Time

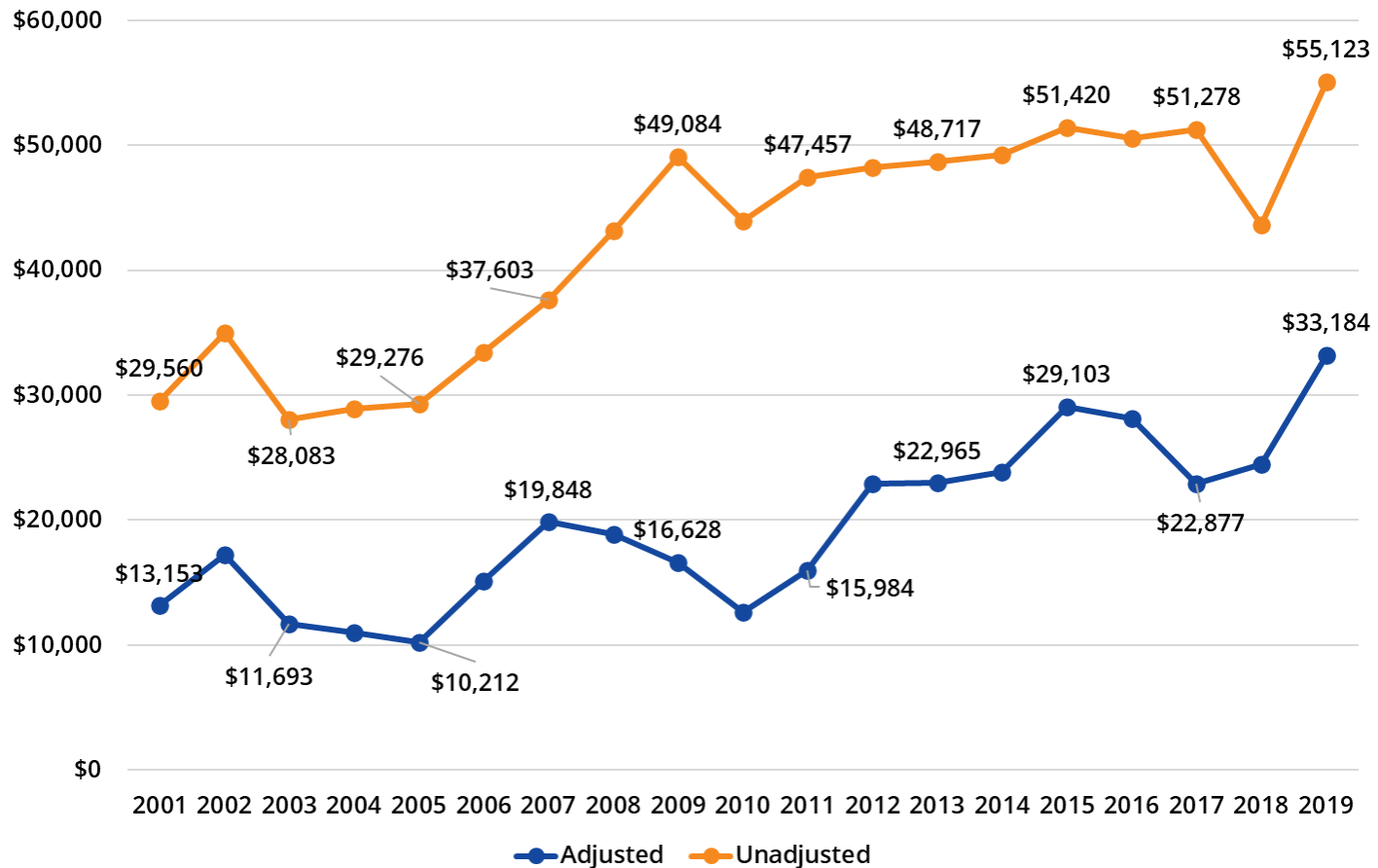


Are Gender Differences in Physician Income Increasing or Decreasing?

- New York Resident Exit Survey (2001 – 2019)
- Respondents with Confirmed Practice Plans
 - IMGs on Temporary Visas were Excluded
- Series of OLS Regression Models (one for each year of the survey)
- Adjusting for a variety of factors including:
 - Age, Race, Type of Medical Education, Citizenship Status, Practice Location, Practice Setting, and Specialty

Gender Differences in Physician Income are Increasing

*Adjusted and Unadjusted Gender Difference in Physician Income
in 2019 Dollars*



Gender Differences in Physician Income by Primary Care Specialties, 2017-2019

| | Income Difference | Significance |
|-----------------------|-------------------|--------------|
| Family Medicine | -\$18,637 | .0004 |
| General IM | -\$14,058 | .0000 |
| General Pediatrics | -\$7,760 | .0005 |
| Obstetrics/Gynecology | -\$10,797 | .0038 |

Negative dollars indicate that females earn less than males

Contact Information

David P. Armstrong

dparmstrong@albany.edu

School of Public Health | University at Albany, SUNY

1 University Place, Ste 220 | Rensselaer, NY 12144

(p) 518.402.2551 | (f) 518.402.0252