

# Understanding the RN Pipeline in New York State

---

**Presented by: Robert Martiniano, DrPH, MPA**

Center for Health Workforce Studies

School of Public Health | University at Albany, SUNY

(518) 402-0250

[rmartiniano@albany.edu](mailto:rmartiniano@albany.edu)

AAMC 2023 Health Workforce Research Conference

May 5, 2023



# Center for Health Workforce Studies

---

- The Center for Health Workforce Studies (CHWS)—established in 1996—is an academic research center based at the School of Public Health at the University at Albany, State University of New York (SUNY)
- Mission: To provide timely, accurate information and conduct policy-relevant research about the health workforce
- Goal: To assist health, professional, and educational organizations, policy makers, planners, and other stakeholders to understand issues related to the supply, demand, distribution, and the use of health workers

# Today's Presentation

---

- Methods
- Nursing Graduations
- Applications and Acceptances
- Turning Away Qualified Applicants
- Faculty Vacancies
- Clinical Experience
- Job Market

# Methods

---

- Surveys of all RN education programs in New York State (NYS)
- Questions on:
  - Program applications and acceptances
  - Assessment of the job market for newly-trained RNs
  - Faculty recruitment and retention issues
  - Use of simulation for clinical training
  - Impact of COVID-19 on educational programs and on the job market for newly-trained RNs
- Graduation data from New York State Education Department

# New RN Graduations Have Been Increasing

## New RN Graduations 2019–2022 in New York State, by Region

Region	Academic Year				Change 2019 - 22	
	2019	2020	2021	2022	Number	Percent
Capital District	473	515	505	526	53	11.2%
Central New York	416	505	530	490	74	17.8%
Finger Lakes	879	901	783	884	5	0.6%
Hudson Valley	980	917	1,162	1,350	370	37.8%
Long Island	1,350	1,479	1,476	1,576	226	16.7%
Mohawk Valley	331	374	339	318	-13	-3.9%
New York City	3,390	4,022	3,887	3,894	504	14.9%
North Country	407	355	345	335	-72	-17.7%
Southern Tier	384	414	420	351	-33	-8.6%
Western New York	858	756	983	893	35	4.1%
Online Only	124	138	235	145	21	16.9%
<b>Totals</b>	<b>9,592</b>	<b>10,376</b>	<b>10,665</b>	<b>10,762</b>	<b>1,170</b>	<b>12.2%</b>

Sources: NYSED, Excelsior College, and Empire State University.

# BSN Completer Graduations Have Also Been Increasing

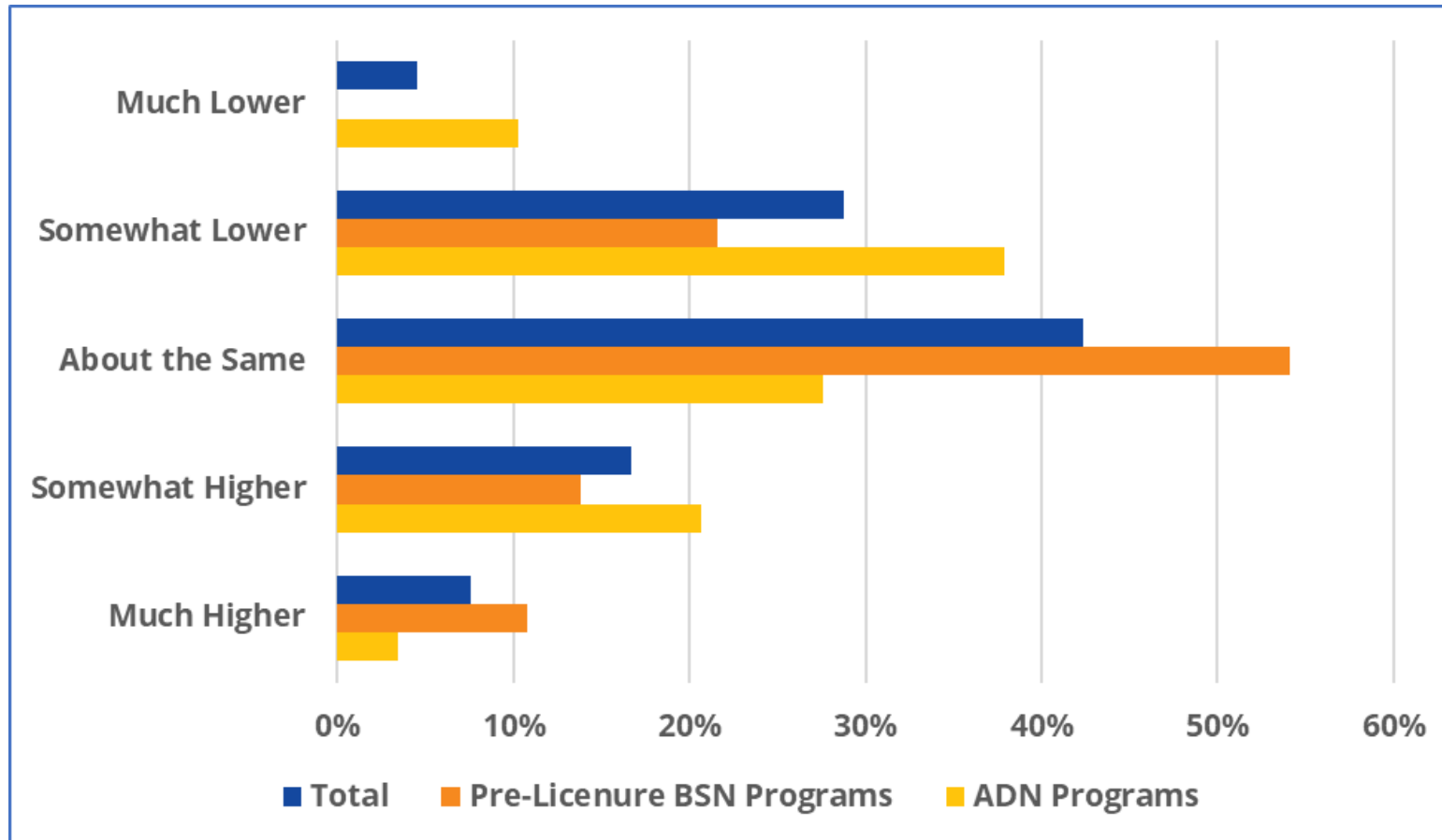
## BSN Completer Graduations 2019–2022 in New York State, by Region

Region	Academic Year				Change 2019 - 22	
	2019	2020	2021	2022	Number	Percent
Capital District	56	32	66	56	0	0.0%
Central New York	118	103	105	136	18	15.3%
Finger Lakes	303	348	264	432	129	42.6%
Hudson Valley	41	33	34	128	87	212.2%
Long Island	173	118	183	161	-12	-6.9%
Mohawk Valley	171	139	103	96	-75	-43.9%
New York City	482	480	341	458	-24	-5.0%
North Country	66	97	82	51	-15	-22.7%
Southern Tier	0	76	283	252	252	N/A
Western New York	288	270	297	235	-53	-18.4%
Online Only	253	193	184	151	-102	-40.3%
<b>Totals</b>	<b>1,951</b>	<b>1,889</b>	<b>1,942</b>	<b>2,156</b>	<b>205</b>	<b>10.5%</b>

Sources: NYSED, Excelsior College, and Empire State University.

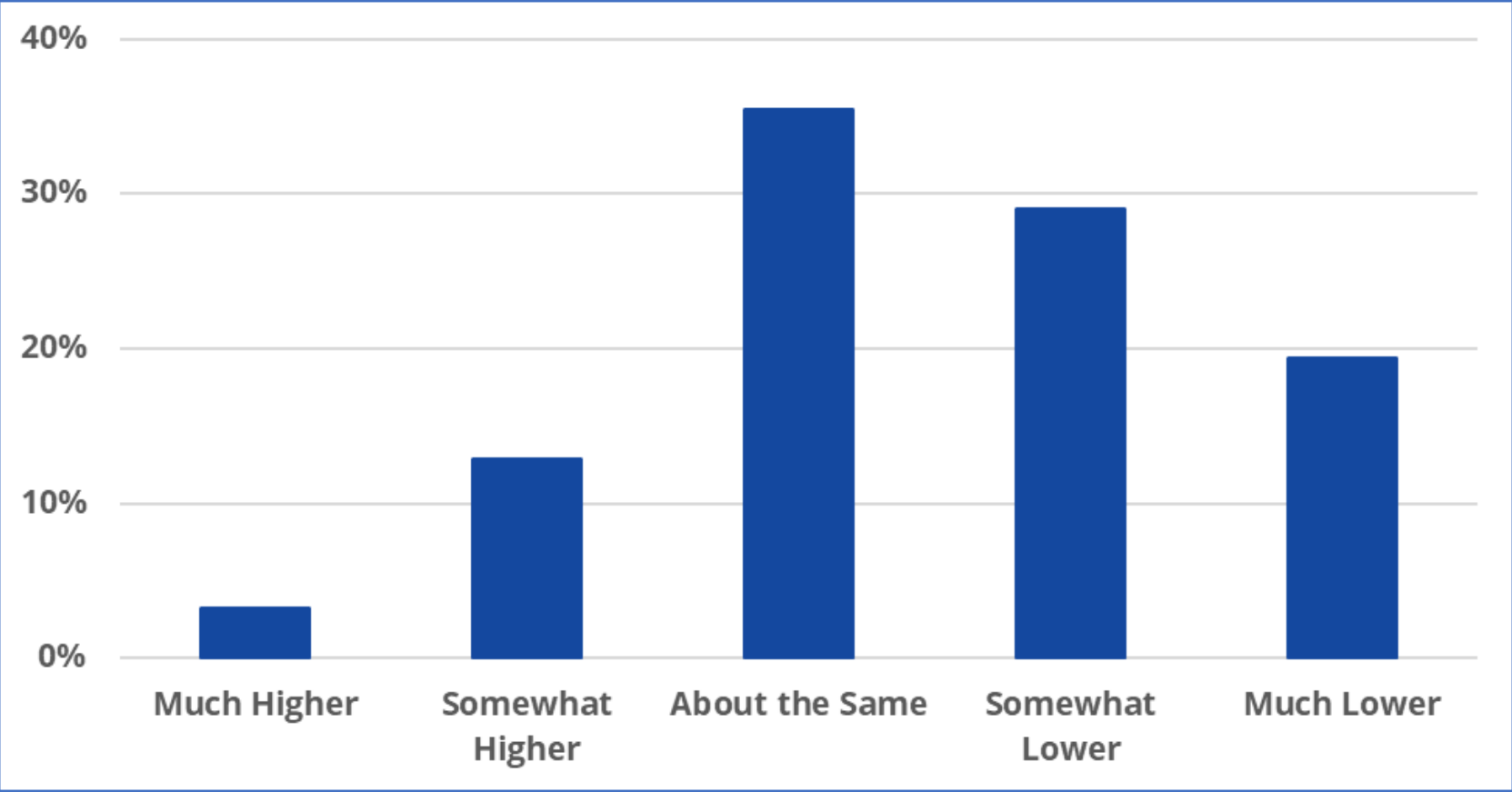
# Applications to Pre-Licensure Programs Remained Relatively Stable Between 2021 and 2022

## Change in Number of Applications to New York State RN Education Programs in 2022 Compared to 2021, by Degree Type



# Applications to BSN Completer Programs Declined Between 2021 and 2022

**Change in Number of Applications to New York State BSN Completer Programs, 2021 to 2022**





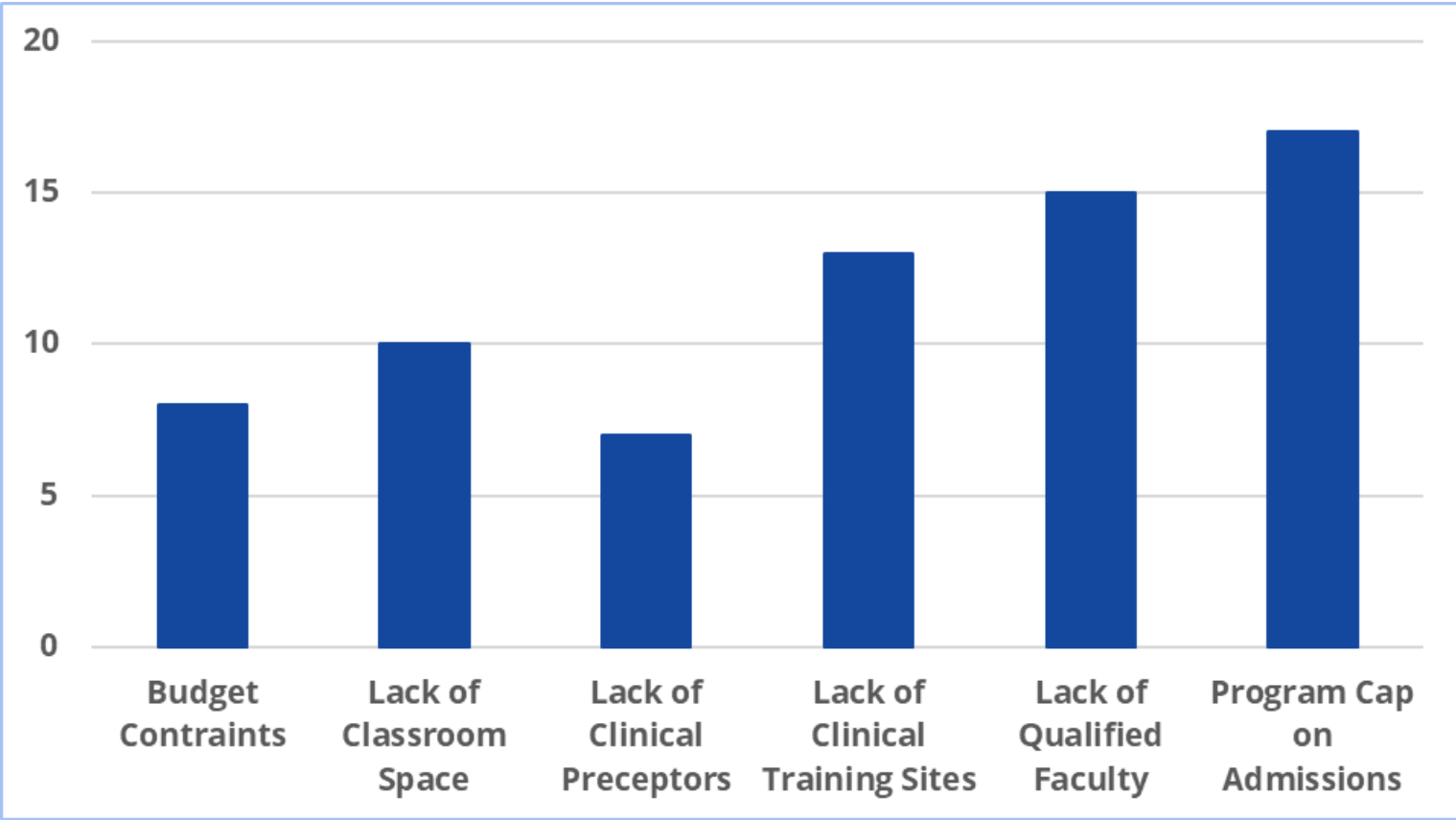
# Acceptances to RN Education Programs Remained Stable

## Change in the Number of Acceptances to New York State Nursing Education Programs in 2022 Compared to 2021, by Degree Type

	ADN Programs	BSN Programs	
		Licensure Qualifying	Completers
Much Higher	0.0%	0.0%	0.0%
Somewhat Higher	24.1%	19.4%	12.9%
About the Same	51.7%	66.7%	51.6%
Somewhat Lower	17.2%	8.3%	19.4%
Much Lower	6.9%	5.6%	16.1%

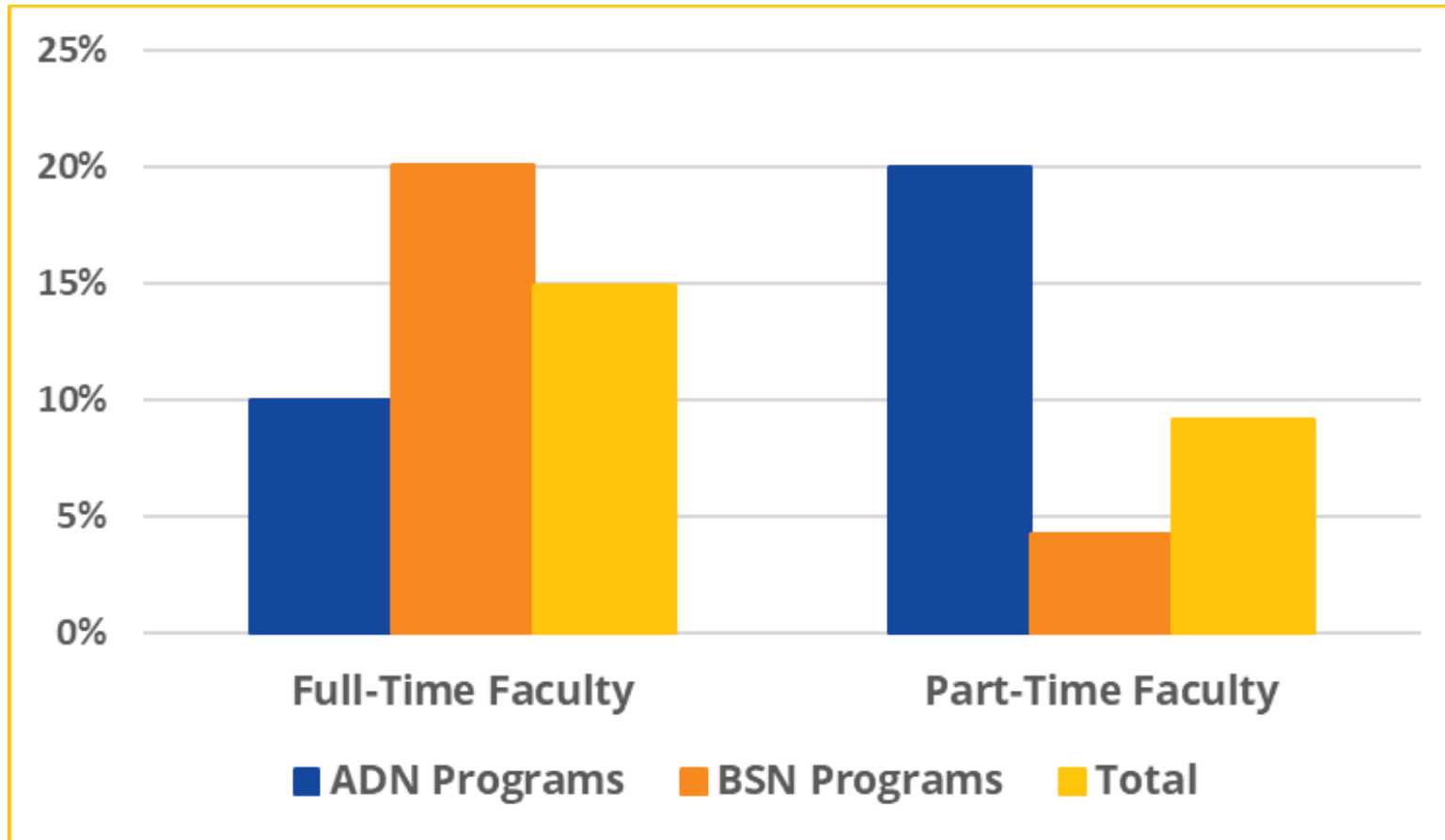
# Almost Half of Nursing Deans Reported Turning Away Qualified Applicants

## Reasons for Turning Away Qualified Applicants from New York State Nursing Education Programs, 2022



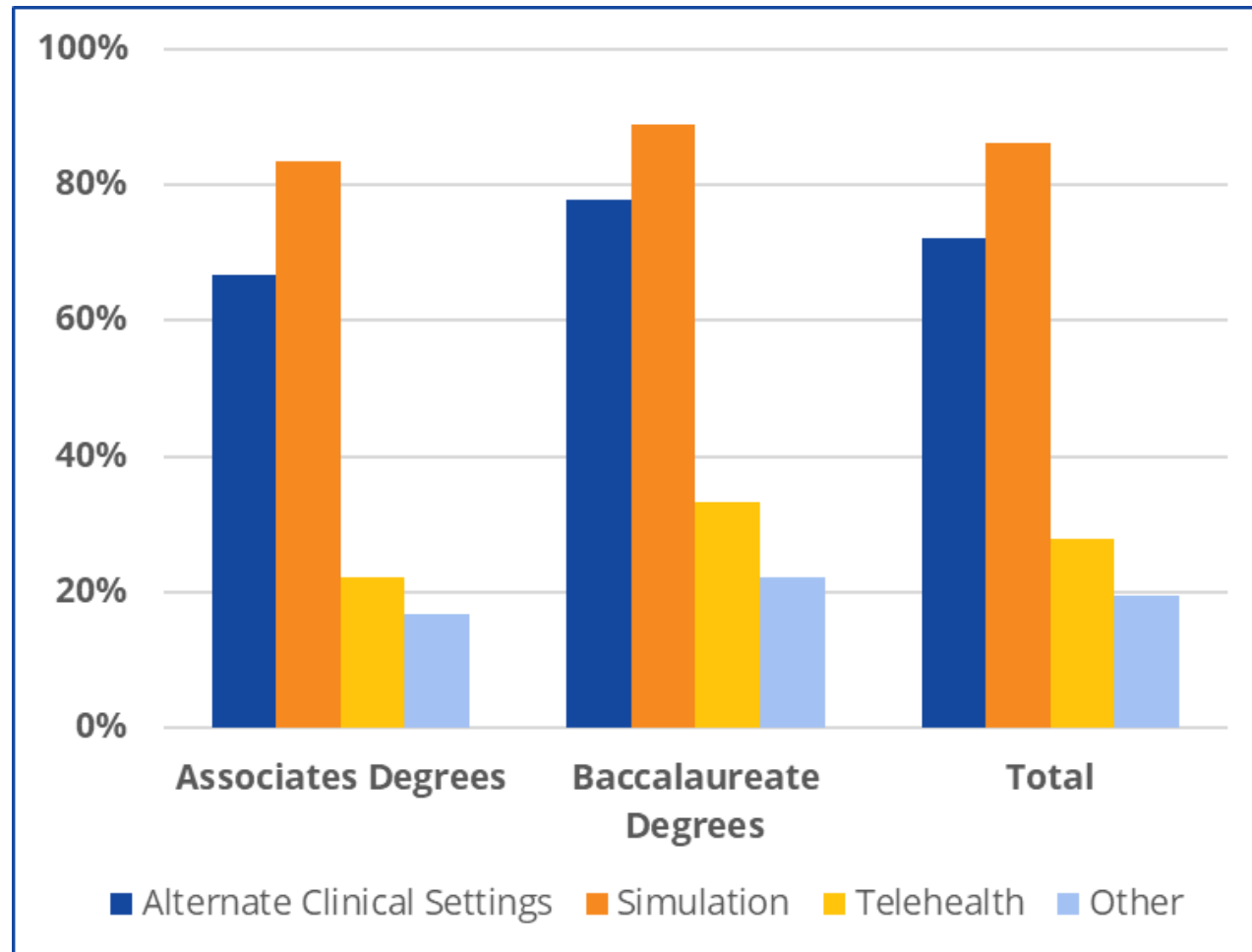
# Nursing Deans Reported High Vacancy Rates

## Faculty Vacancy Rates for Full-Time and Part-Time Faculty for 2022 at New York State Nursing Education Programs, by Degree Type



# Half of Respondents Indicated That the COVID-19 Pandemic Reduced the Amount of Direct Clinical Experiences

## Alternatives to Direct Clinical Experiences for New York State Nursing Students, by Degree Type



# The Vast Majority of Nursing Deans Reported Many Jobs for Their Graduates

## Perception of Job Market for Newly Trained RNs by Setting and by Degree Type

	Overall	Hospitals	Nursing Homes	Home Health Care	Ambulatory Care
Baccalaureate	92.0%	100.0%	95.7%	86.4%	68.2%
Associates	92.3%	92.3%	100.0%	84.6%	76.9%

# What Does the Future Hold?

---

- In the short-term, RN graduations in NYS continue to increase
- Though Upstate rural areas may see a decline in graduations
- Problems with nursing ed programs may impact future graduations
  - Faculty vacancies
  - Lack of clinical training sites
  - Lack of clinical preceptors

# Questions and Discussion

---

- For more information, please email me at: [rmartiniano@albany.edu](mailto:rmartiniano@albany.edu)
- Visit us at:



@CHWS\_NY



@Centerforhealthworkforcestudies



/company/center-for-health-workforce-studies